



Bouvard Coast Care Group

Working for the future to protect our coastal dune system, flora and fauna

How to build a possum bridge!

By Chairperson – Mel Horton



Who are we?



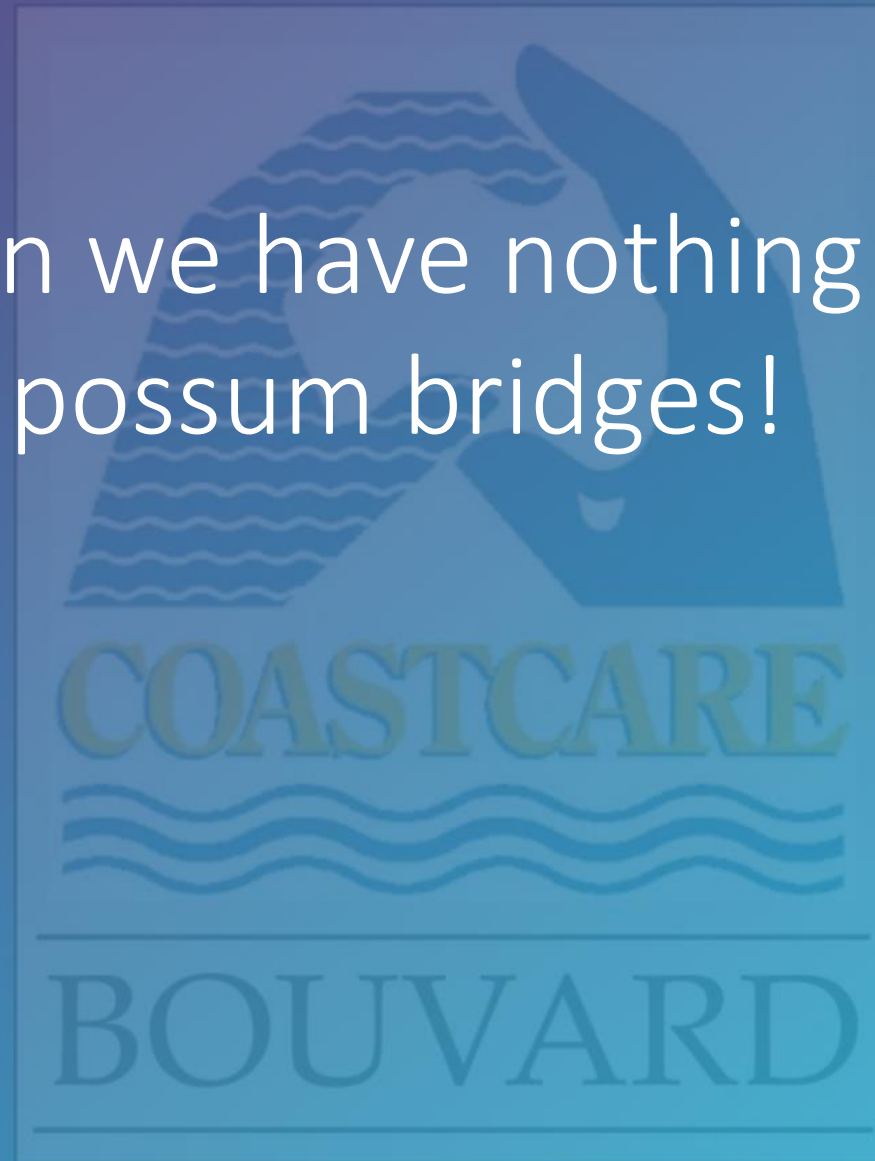
What do we do?

- Monitor the coast
- Report problems
- Apply for grants
- Maintain the dunes
- Improve facilities




What do we do?

- And when we have nothing else to do we build possum bridges!



Possum Project

The aim of this project is to address habitat loss & fragmentation threatening the critically endangered Western Ring-tail Possum.





How to build a Possum Bridge

1. Start with where and why
2. Get your partners engaged
3. Get an idea of costs & grants available
4. Finalise design and costs
5. Get the grant
6. Building your bridge
7. Opening & monitoring
8. Eco tourism & marketing your bridge

How to build a Possum Bridge



1. Where and why?

Obvious location – 5 acre reserve being surrounded by housing - cutting off possums from neighbouring feeding reserves, except by crossing road at ground level.

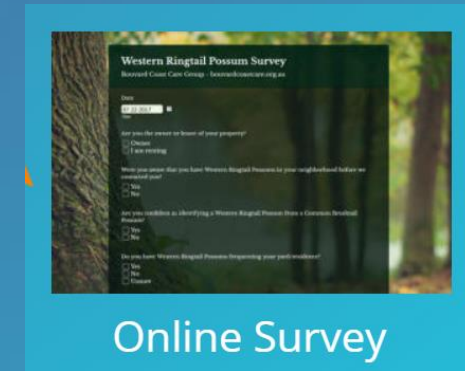
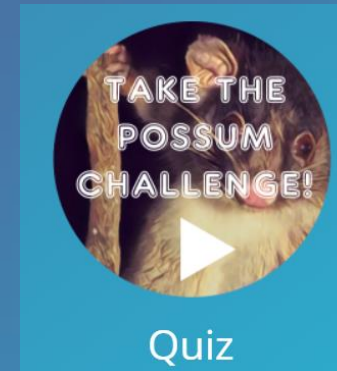

How to build a Possum Bridge



2. Get your partners engaged

- Who's land is it?
- Who can design the bridge?
- Who can give you fauna/flora advice?
- Who can join the grant application?
- Who will manage the project?
- Who will manage the money?
- Who can do the marketing?

3. Engage your community and start monitoring

[illegible]

BOUVARD COAST CARE GROUP

www.bouvardcoastcare.org.au

Western Ringtail Possums in your Area

Volunteers from the Bouvard Coast Care Group have recently conducted surveys of the populations of the **critically endangered Western Ringtail Possum** in your area. Good numbers of possums were seen on the evening spotlighting counts, including females with a baby following, or still in the pouch. The Ringtails in Dawesville are now the most northerly population of the species, and further surveys are needed.

You may have Ringtails coming onto your property. The Western Ringtail possum is probably the only endangered mammal in the area that an individual can help personally, and the action you take **can** make a difference to the survival of your local population.

Some relatively simple, but important, things you can do for 'your' Ringtails in addition to those mentioned in the accompanied brochure are:

- **Put some water containers out for them in elevated positions**, especially during the coming hot summer months. Bird baths are good for birds but possums cannot access them unless there are branches hanging into them. Some wonderful people have set up containers in trees with drip feeders from their reticulation to keep them topped up.
- **Become aware of possum nests (dreys)** and avoid pruning trees too heavily which can break canopy connectivity.
- **Keep your cats and dogs inside at night.** Preferably from dusk. The small nocturnal Ringtail is often the victim of attack by domestic pets, and feral cats, when it has to come

Info sheet



How to build a Possum Bridge

4. Finalise design and costs

- Don't estimate – get quotes!
 - we estimated \$24K – actual cost \$42K!
 - Needed a variation to the grant agreement & nearly lost grant
- Its usually more expensive that you think....
Over a road – structural/material implications
 - building implications (closing road)
 - ongoing maintenance/insurance implications
- Don't underestimate your volunteer time
 - Estimate your volllie hours and double it
 - We estimated 200 hrs – recorded 392 hrs!



How to build a Possum Bridge

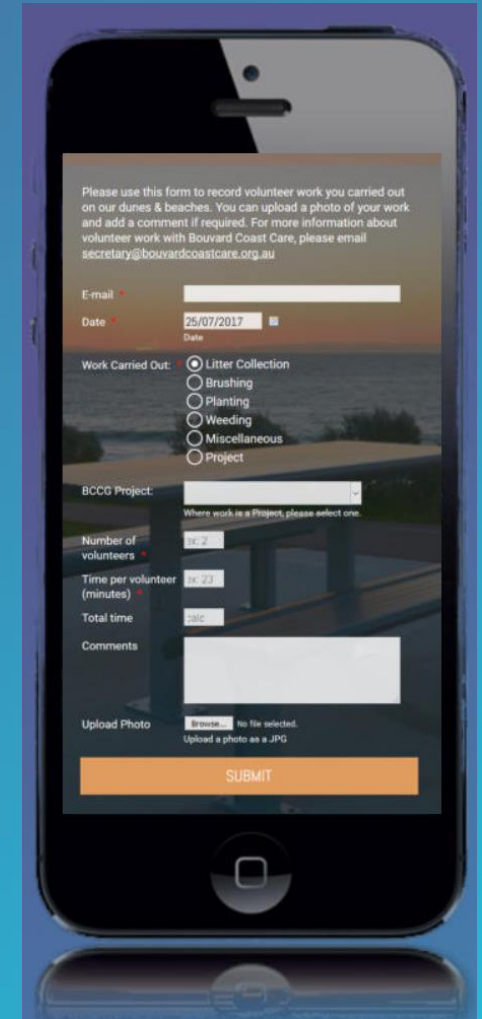
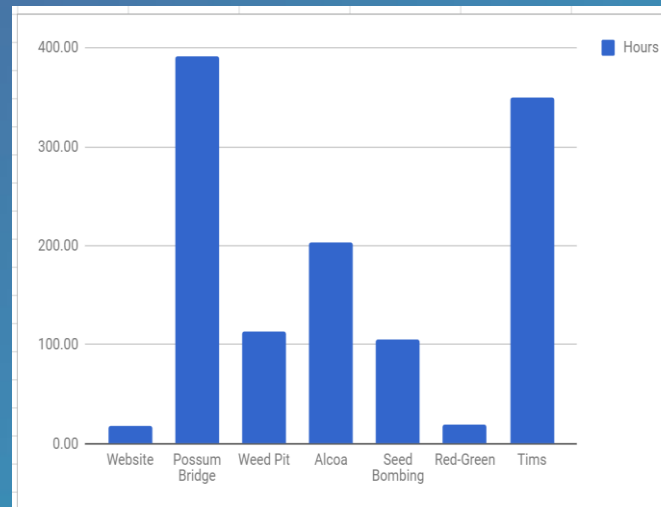
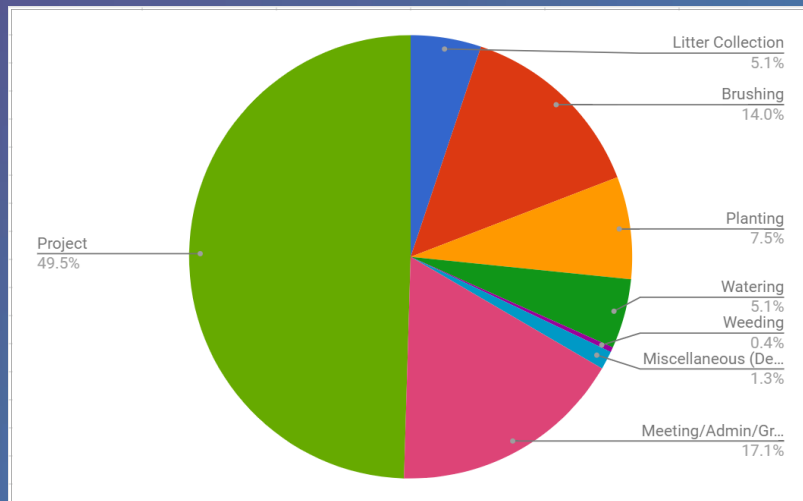
5. Getting the grant

- Timing can be tricky
 - grants often time limited for project completion
- Money comes in **AFTER** completion
 - Negotiate staged payments if possible
 - Ensure you can cover costs prior to grant income receipts
- Cost in marketing
 - Website page
 - Flyers/brochures
 - Opening event

How to build a Possum Bridge

6. Building your bridge

- Project manage builders
- Monitor volllie time
 - make it easy, we used Jotforms!



Please use this form to record volunteer work you carried out on our dunes & beaches. You can upload a photo of your work and add a comment if required. For more information about volunteer work with Bouvard Coast Care, please email secretary@bouvardcoastcare.org.au

E-mail:

Date: 25/07/2017

Work Carried Out: ☒ Litter Collection
☐ Brushing
☐ Planting
☐ Weeding
☐ Miscellaneous
☐ Project

BCCG Project:

Where work is a Project, please select one.

Number of volunteers: 10

Time per volunteer (minutes): 15

Total time: 150

Comments:

Upload Photo: No file selected.
Upload a photo as a JPG



How to build a Possum Bridge

7. Opening & monitoring

- Opening
 - Invite the locals
 - Get a dignitary – local mayor/councillor
 - Welcome to country
 - Invite the local press
 - Sausage sizzle/soup & rolls
 - Add possum spotting event
- Monitor usage
 - Observation
 - Cameras



How to build a Possum Bridge

8. Eco Tourism & Marketing

- Prove that it's in use (needed for grant)
- Informative signage (needed for grant)
- Add to google maps!
- Notify local eco tourism companies to include in their itineraries



Bouvard Coast Care Group

THANK YOU FOR LISTENING!
ANY QUESTIONS?



SHUTTERSTOCK - RODOLFO



Use this QR code to
go to BCCG Website
talk information!